

Stark County's Influenza Weekly Report

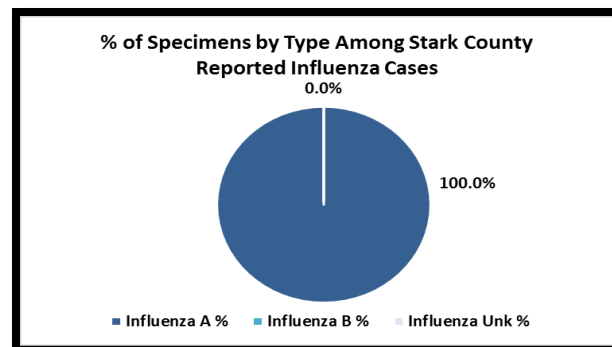
Week 47 (11/18/18 – 11/24/18)



Public Health
Prevent. Promote. Protect.

During Week 47:

- Stark County had 0 influenza-associated hospitalizations.
- Nationally, two influenza-associated pediatric deaths was reported.
- During week 47, 84 influenza A specimens were collected nationally from public health laboratories, 60 subtyped as the 2009 H1N1 virus, 12 subtyped as the H3 virus and the remainder were not subtyped.



So Far this Year:

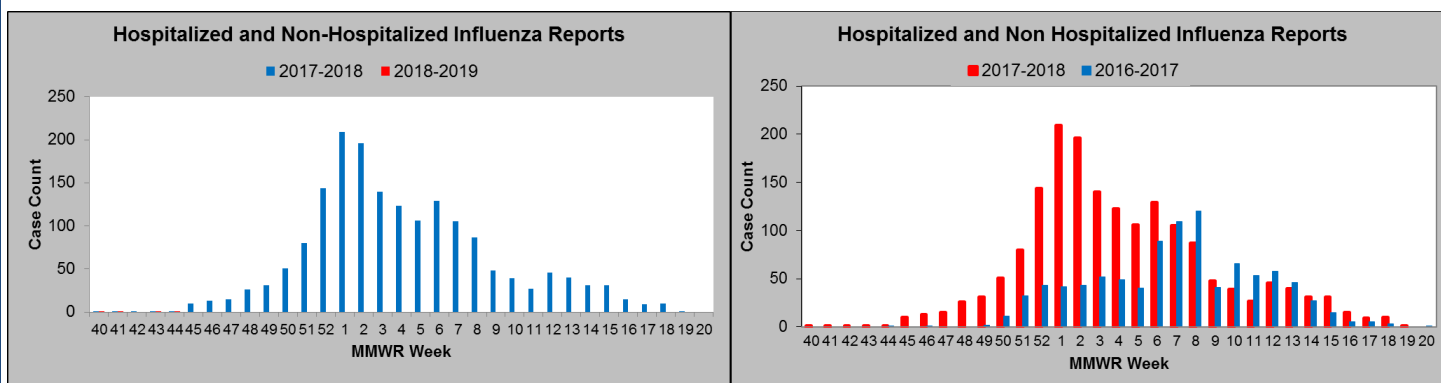
- There have been 2 influenza-associated hospitalizations in Stark County.
 - Median age and age range not yet available until case counts increase.
- The national cumulative rate for laboratory-confirmed influenza-associated hospitalizations per 100,000 is not yet available for this season.
- Through week 47, 689 specimens collected nationally from public health laboratories were typed influenza A. This was 88.8% of all specimens collected. Of these, 79.4% subtyped as the 2009 H1N1 virus, 20.6% subtyped as the H3 virus, and subtyping was not performed on the rest of them.
- Nationally, five influenza-associated pediatric deaths were reported so far this year.

Viruses Circulating vs. Viruses in this Year's Vaccine:

- Nationally, through week 47, 269 specimens were characterized as Influenza A.
 - There were 166 influenza A (H1N1) viruses collected and 100.0% matched the influenza A (H1N1) component in this year's vaccine. There were 106 influenza A (H3N2) viruses collected and 92.9% matched the influenza A (H3N2) component in this year's vaccine.
- Nationally, through week 47, 66 specimens were characterized as Influenza B.
 - Of these, 52 subtyped from the Yamagata Lineage and 14 subtyped from the Victorian Lineage. Of these specimens, 100% of the Yamagata Lineage matched the Influenza B component of the 2018-2019 vaccine and 69.2% of the Victorian Lineage matched.

Graph 1: Hospitalized and Non-Hospitalized Influenza Cases Reported to the Local Health Department.

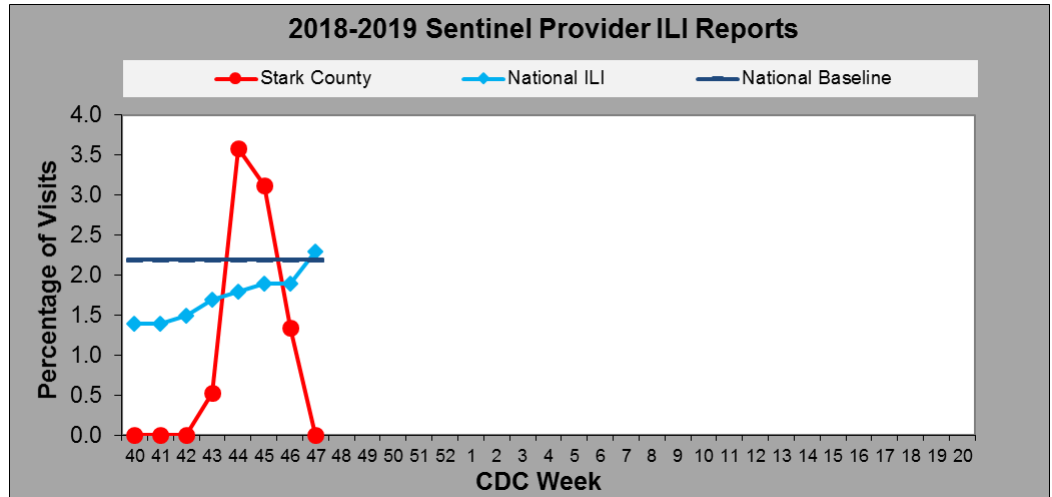
There were 0 cases of hospitalized and non-hospitalized influenza reported for Week 47 in Stark County. Last year there were 15 cases reported. Stark County remained at 4 cases reported so far this year compared to 43 cases reported last.



- All data presented in this weekly report are preliminary and may change as additional information is received.
- Multiyear averages included in this weekly report do not include the 2009/2010 H1N1 season.
- If you have any questions please contact **Avi Joseph** at 330.493.9914 or josepha@starkhealth.org or **Amanda Archer** at 330.489.3327 or aarcher@cantonhealth.org

Graph 2: Sentinel Provider Reported Influenza Like Illness (ILI) in Stark County.

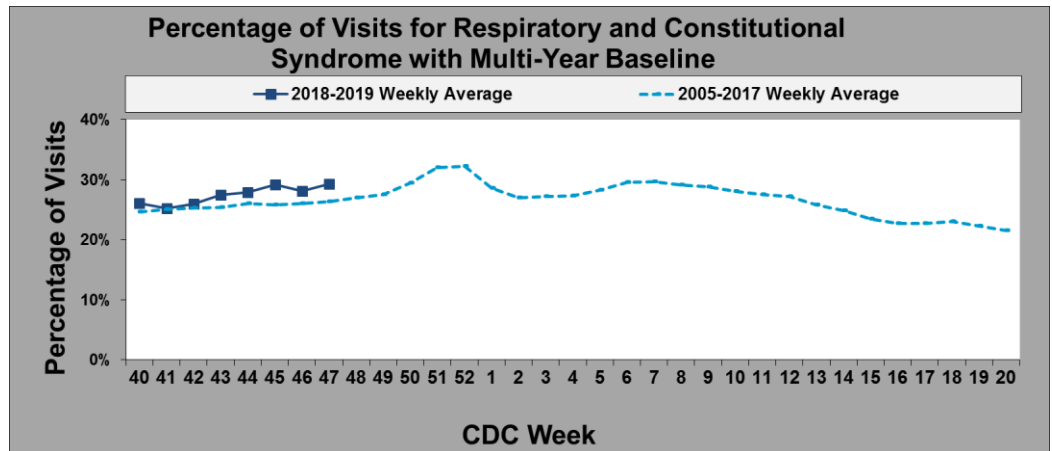
- ◆ During week 47, Stark County Sentinel Providers did not report. The national reports increased to 2.3%, which is above the 2.2% baseline.



Graph 3: Emergency Department Visits for Respiratory and Constitutional Syndromes.

(Source: Health Monitoring Systems, EpiCenter, Hospital and Stat Care Patient Registration Surveillance System)

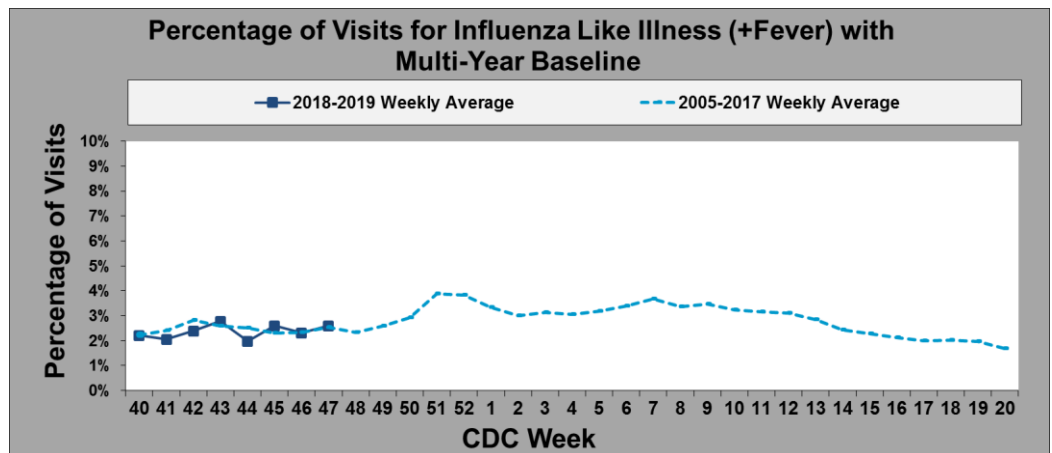
- ◆ ED and Stat Care visits for respiratory and constitutional syndrome increased, and remained above the multi-year baseline average during week 47.



Graph 4: Emergency Department (ED) Visits for Influenza Like Illness (+Fever).

(Source: Health Monitoring Systems, EpiCenter, Hospital and Stat Care Patient Registration Surveillance System)

- ◆ ED and Stat Care visits for ILI + Fever for MMWR week 47 increased from the previous week, and is slightly above the 5 year average.

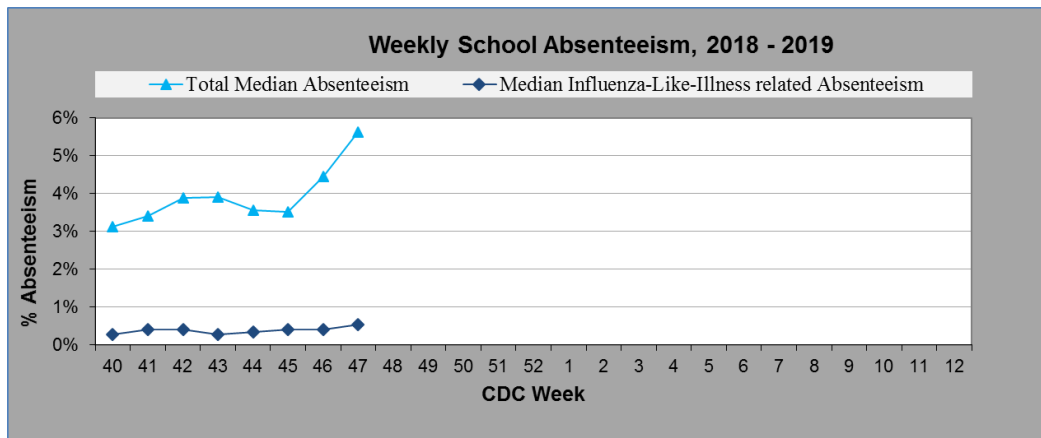


- All data presented in this weekly report are preliminary and may change as additional information is received.
- Multiyear averages included in this weekly report do not include the 2009/2010 H1N1 season.
- If you have any questions please contact Avi Joseph at 330.493.9914 or josepha@starkhealth.org or Amanda Archer at 330.489.3327 or aarcher@cantonhealth.org

Graph 5: Stark County School Absenteeism.

(Source: Voluntary reporting by multiple school districts throughout the county)

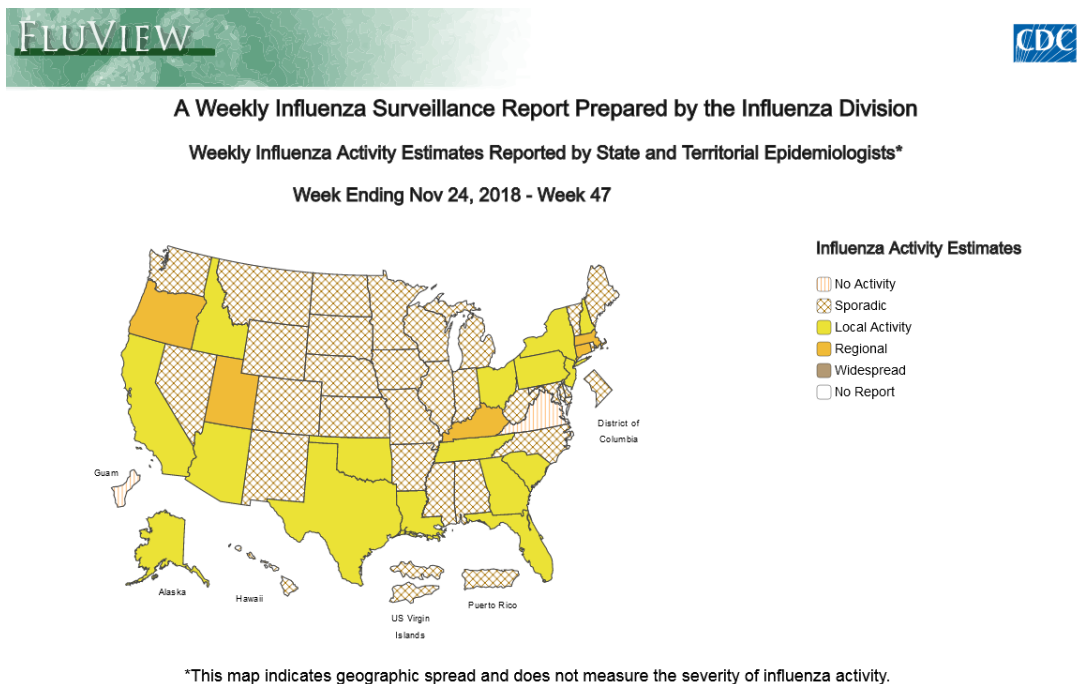
◆ During week 47, schools reported increased absenteeism from the previous weeks, and absenteeism related to influenza-like illness increased to 0.54%. Forty eight schools reported. (Note: Week 47 was Thanksgiving break for city and county schools.)



Map: Weekly Geographic Influenza Activity Estimates Reported by State and Territorial Epidemiologists Syndromes.

(Source: Health Monitoring Systems, EpiCenter, hospital and stat care patient registration surveillance system)

◆ During week 47, Ohio reported local influenza activity, along with 15 other states. Sporadic activity – 28 states Regional activity – 5 state Widespread activity – 0 states No Activity – 1 state



Alliance City Health Department
cityofalliance.com/health



Public Health
Prevent. Promote. Protect.
Canton City Public Health
cantonhealth.org



Massillon City Health Department
massillonohio.com/health



Stark County Health Department
starkhealth.org

- All data presented in this weekly report are preliminary and may change as additional information is received.
- Multiyear averages included in this weekly report do not include the 2009/2010 H1N1 season.
- If you have any questions please contact Avi Joseph at 330.493.9914 or josepha@starkhealth.org or Amanda Archer at 330.489.3327 or aarcher@cantonhealth.org